

The Scrutiny Toolkit

2022/23



Foreword

This toolkit aims to provide information, practical guidance and clarity to everyone involved in the overview and scrutiny process at Woking Borough Council.

The toolkit has been drawn from a variety of sources and includes many good practice points selected from leading authorities in the field.

The toolkit will enable members of the Overview and Scrutiny Committee to ensure that they concentrate on topics that matter to the residents of Woking, and this in turn will help us play a significant role in shaping the future direction of the Borough.



Contents

1. An introduction to Overview and Scrutiny	5
What is Overview and Scrutiny?	
What Overview and Scrutiny is not	
The Work of the Overview and Scrutiny Committee	
The Councils Structure	
Task Groups	
Annual Report	
2. Topic Selection and the Annual Work Programme	9
Work Programme	
Topic Selection	
Steps to setting a Work Programme	
3. The Overview and Scrutiny Process	13
Councillor Led	
Role of Chairman and Vice Chairman	
Chairman and Vice-Chairman Liaison	
The Role of Councillors	
Committee Members	
Carrying out a Scrutiny Review	
Officers	
4. Call-In	19
Call-In Procedure	
5. Councillor Call for Action (CCfA)	21
6. Public Participation	25
Witness/Expert attendance at the meeting	
7. Supporting Documents	27
Scrutiny Review Topic Selection Form	
CCfA Form	
Work Programme Development - Overview and Scrutiny Topic Selection Flowchart	
Scrutiny Review Task Group Terms of Reference	
Guidance for Witnesses and Experts	
Questioning Techniques	

1. An introduction to Overview and Scrutiny

“Effective Public Scrutiny can be a powerful vehicle for change. It can improve the delivery of services; it can connect the public to decision makers and politicians; it can improve efficiency.” Centre for Public Scrutiny (CfPS) December 2008

What is Overview and Scrutiny?

Overview and Scrutiny was introduced as part of the modernisation agenda for local government under the Local Government Act 2000. This Act required Local Authorities to develop a new political structure and arrangements to replace the old Committee system. An essential part of these new arrangements was the introduction of Overview and Scrutiny; designed to hold the Executive to account and to help in the development of new policies.

The Overview and Scrutiny Committee is not a decision making body and holds no executive authority over the business of the Council. Their role relates to scrutiny and review, and their power lies in raising awareness of important issues and placing influence on others to take action in certain ways.

The overview and scrutiny process provides an opportunity for Councillors and, in some cases, external representatives, to examine various functions of the Council, to ask questions about how decisions have been made and to consider whether service improvements can be put in place. It provides an opportunity for Councillors to champion issues of public concern and to participate in the development of new policies. It facilitates debate about priorities, budget, the strategy of the Council and its vision for the Borough.

Overview and Scrutiny is a positive activity and should contribute to the delivery of efficient and effective services that meet the needs and aspirations of the local community. The Committee should not shy away from the need to challenge and question decisions and make constructive criticism, but should avoid unnecessary conflict and confrontation.

The role of overview and scrutiny also provides new opportunities for public involvement and debate, supporting the Council in taking a community-orientated approach and bringing new ideas and wider experience into the Council processes.

Overview and Scrutiny requires new ways of working and different skills for all concerned. In particular, to work effectively, overview and scrutiny needs to be Member-led.

What Overview and Scrutiny is not

The Overview and Scrutiny Committee does not deal with complaints or regulatory matters such as planning applications or applications for licences. Overview and scrutiny focuses on strategic delivery of services, not individual issues. It is important that scrutiny reviews do not turn into a witch hunt – it is not about apportioning blame or seeking to interrogate people in public aggressively.

The work of the Overview and Scrutiny Committee

The Overview and Scrutiny Committee can:

- review and/or scrutinise decisions made or actions taken by the Executive, individual Executive Members or Officers of the Council;
- prepare reports and/or recommendations to Council and/or the Executive;
- consider any matter affecting the area or its inhabitants; and
- exercise the right to Call-in, for reconsideration, decisions made but not yet implemented by the Executive.

The Overview and Scrutiny Committee can also:

- require Executive Members and senior officers to attend meetings and to be challenged about matters within their areas of responsibility;
- invite expert advisors and other members of the Council and members of the public to take part in Scrutiny reviews;
- refer matters to 'Task Groups' made up of smaller groups of Councillors to undertake in-depth reviews;
- submit formal questions to the Chairman regarding matters that come within the remit of the Committee.

The Council's Structure

The Council has 30 Councillors in total who are elected by local residents and represent 10 wards. The whole Council agrees overall policies. Day-to-day decisions are then made by the Executive comprising a leader and six Councillors who are appointed by the Council. The Council also has a number of Committees to deal with such matters as Planning, Licensing and internal governance issues.

The rules governing the way in which the Overview and Scrutiny Committee operates can be found in the Council's Constitution.

At Woking Borough Council there is a single Overview and Scrutiny Committee which has 10 members and meets eight times per year. This Committee, along with a number of Task Groups, carry out the function of Overview and Scrutiny in Woking.

Task Groups

A Task Group is a small group of Councillors (usually no more than four to six) who are asked to carry out an in depth piece of work on behalf of the Overview & Scrutiny Committee. Task Groups are set up individually for each review. The topic to be reviewed is chosen by the Committee, but it is for the Task Group itself to decide upon the way it chooses to carry out the review. Membership of the Task Group can be drawn from all Councillors and it is not limited to the Members of the Committee. It is often useful to include Members with a range of views and perspectives.

A Task Group allows a topic to be looked into in some depth and it will normally take up to six months to complete their work. At Woking Borough Council there are two types of Task Group:

Standing Task Groups provide an overview of the services of the Council and report directly to the Overview and Scrutiny Committee. These Task Groups do not have a limited life span and are ongoing.

Ad Hoc Review Task Groups are established by the Overview and Scrutiny Committee to carry out scrutiny reviews to investigate particular issues which cannot be adequately considered within a normal meeting. The Task Group must be clear on the purpose, rationale and objectives of their review and set an anticipated completion date. They must feedback regularly to the Committee and at the conclusion of its investigation; the Group will prepare a report for the consideration of the Committee. The meetings will normally be held in private, but can take place in various locations, depending on the type of work being undertaken.

Overview and Scrutiny Task Groups 2022/23

WORKING GROUP	<u>Liberal Democrat</u>	<u>Conservative</u>	<u>Labour</u>	<u>Independent</u>
Economic Development Task Group (7)	Councillors Morley Oades Roberts	Councillors Davis Elson	Councillor Aziz	Councillor Akberali
Finance Task Group (7)	Councillors Kirby Oades Sanderson	Councillors Azad Davis	Councillor Aziz	Councillor Akberali
HIF Task Group (7)	Councillors Johnson Lyons Nicholson	Councillors Azad Kemp	Councillors Ali	Councillors Akberali
HIF Housing Outputs Task Group (7)	Councillors Forster Johnson Kirby	Councillors Azad Kemp	Councillors Ali	Councillors Akberali
Housing Task Group (8)	Councillors Cosnahan Johnson Lyons	Councillors Dorsett Whitehand	Councillor Aziz	Councillor Akberali

The Annual Report

The Overview and Scrutiny Committee prepares an Annual Report which details the work that has been undertaken during the year. The Annual Report outlines the outcome of recommendations made by the Committee and highlights those measures and approaches which have proved effective during the scrutiny reviews. The Committee can also make recommendations for future Work Programmes through the Annual Report, and suggest amended working methods if appropriate. The Annual Report is written by the Chairman, although it must be agreed by the Committee before it is presented to Council.

2. Topic Selection and the Annual Work Programme

“Effective work programming is the bedrock of an effective scrutiny function. Done well, it can help lay the foundations for targeted, inclusive and timely work on issues of local importance, where scrutiny can add value. Done badly, scrutiny can end up wasting time and resources on issues where the impact of any work done is likely to be minimal” A Cunning Plan? Devising a Scrutiny Work Programme, CfPS, March 2011

Work Programme

The setting of an Annual Work Programme is an important part of the Scrutiny process. Overview and Scrutiny is a Member led process and as such, Members should lead on developing the Work Programme for the Committee.

The Work Programme is a living document and should be subject to regular review. Members should consider the resource implications and be aware of the resource requirements of larger reviews. The Work Programme should also have capacity to consider matters referred to the Committee by the Executive and also to deal with Call-Ins. The Overview and Scrutiny Committee need to be flexible and responsive to the needs of the organisation. In putting the Work Programme together, the Overview and Scrutiny Committee will need to have regard to Members' capacity to deliver the Programme and the capacity of Officers to support them in that task. A good maxim would be **'If in doubt, leave it out'. It is far better to do a few topics well, than many topics poorly.**

The Work Programme includes within it ongoing issues such as performance management and annual budget monitoring and one off issues and reviews that may be referred to smaller Task Groups for an in-depth investigation.

Submitting Topics for Scrutiny

Who can suggest a topic?

Councillors, Officers and members of the public can suggest a topic for the Committee to scrutinise. Members of the public can submit their suggestions via the e-form on the Council's website. Topics can also be referred to the Overview and Scrutiny Committee by the Executive or Council.

Recent changes in legislation also make it possible for Councillors to refer matters to scrutiny through what is called a 'Councillor Call for Action' (CCfA). More information on this is provided in section 5 of this toolkit.

Topic Selection

Before a subject is chosen for review, at least one of the following criteria should be met to establish whether the proposed topic should be selected:

- The Scrutiny Review is likely to result in improvements for local people.
- The topic falls within a Community or Corporate priority area, such as the Community Strategy and the Council's priorities.

- The topic represents a key issue for the public.
- The service proposed for Scrutiny Review is performing poorly. A Review may pick up on areas of weakness identified through the Council's Audit reports or the Performance and Financial Monitoring Information published by the Council.
- There is a high level of dissatisfaction with the service.

Topic Rejection

The Overview and Scrutiny Committee will not deal with a topic if:

- The topic is already being addressed.
- The matter is subjudice or prejudicial to the Council's interests.
- The specific case falls within the Council's complaints procedure.
- The topic involves an individual disciplinary or grievance matter.
- Scrutiny Review of the proposed topic is unlikely to result in improvements for local people.

It is important that all topics are assessed against the criteria to ensure that time is not wasted on impulse decisions. That way, less important matters can be rejected in a structured transparent way.

A Topic Selection Form has been developed to assist the Overview and Scrutiny Committee to select topics in a structured and consistent way, which can be recorded and justified if necessary. **A 'Scrutiny Review Topic Selection Form' must be completed for every topic suggested/selected in order to define the objectives, determine the methodology of the review and agree timescales.**

[This **Scrutiny Review Topic Selection** e-form is referenced in Section 7 – Supporting Documents.]

Steps to setting a Work Programme

Step 1 – Identify potential topics / issues

- Identify standard items such as performance monitoring and annual budgets
- Review the Forward Plan
- Discuss priorities with Portfolio Holders and senior officers
- Invite suggestions for scrutiny from Members of the Council, officers and the public
- Leave capacity to deal with unexpected issues throughout the year

Step 2 – Filtering topics for further action

- Filter and prioritise each potential topic by measuring them against the selection and rejection criteria outlined above

- Divide topics into two categories. An active list containing the topics that will be pursued by the Committee and a reserve list for topics that may be scrutinised at a future date
- Reject all topics that fall in line with the criteria outlined under 'Topic Rejection' above.

Step 3 – Review and update the programme

Keep the Work Programme under constant review. Adjust as necessary to delete redundant topics, and add subjects as new topics/suggestions are received or revealed through reports on poorly performing services.

3. The Overview and Scrutiny Process

“Scrutiny will only work in the long run, if Members drive the process” (CfPS)

Councillor Led

There are many different approaches to running Overview and Scrutiny. There is no ‘one size fits all’ approach. However, what is clear is that successful scrutiny relies upon Member involvement.

In order for the Council to maintain and develop a successful scrutiny function, Councillors must take a leading role in the process. This is not a task just for Chairman or Vice Chairman, scrutiny relies upon engagement from a wide number of enthusiastic Councillors to achieve success.

Councillors must act in a non-partisan manner, which places the needs and aspirations of the community above the consideration of party politics. They must encompass the appropriate skills and competencies required to be able to influence a wide range of public bodies with the aim of improving services for local people.

Councillors must take the lead in not only choosing topics for selection, but to take the lead in questioning witnesses, formulating recommendations and in preparing reports for consideration by decision makers. Councillors have to make time for detailed involvement in topics under review whilst demonstrating effective work management to make sure that scrutiny activities are timely and have impact.

Role of the Chairman and Vice-Chairman

Because the Overview and Scrutiny Committee is a Member led process, the role of the Chairman and Vice-Chairman is an important one. The Chairman has a pivotal role in maintaining the focus of scrutiny activity on issues that are of concern to the residents of Woking.

Each Chairman has to possess a range of abilities including good communication, listening, and analytical skills in order to balance the desire for Committee Members to have full and frank discussion about topics, with the need to ensure the Committee makes the best use of its time and resources. The Chairman has to encourage the Committee to operate in an open and robust manner, whilst also making sure that witnesses and officers are treated with respect and courtesy. It is also important that the Chairman summarises to confirm agreement and ownership of actions, decisions, and important points and at key stages refocus discussions.

Chairman and Vice-Chairman Liaison

It is good practice for the Chairman and Vice-Chairman to meet in between meetings of the Committee in order to discuss the Work Programme, any outcomes from previous meetings, potential agenda items, new developments in Overview and Scrutiny best practice etc. The Democratic Services Officer who supports the Overview and Scrutiny Committee also attends these meetings.

The Role of Councillors

Being a Member of the Overview and Scrutiny Committee is a rewarding responsibility, enabling a Member of the Council to really explore ways of improving the service the Council provides.

Overview and Scrutiny Members need to take an equal part in scrutinising the Council's policies and Executive decisions, and be active in collecting and assessing evidence and producing recommendations. Overview and Scrutiny provides Members with an opportunity to question Executive lead Members, Officers and others in order to gain knowledge of a topic and develop supporting evidence for recommendations.

Councillors will receive a considerable amount of paper work to read and as a result, they need to set aside sufficient time to allow them to attend meetings, forums, workshops and site visits.

Councillors will:

- Agree a manageable Work Programme.
- Take an active role in Scrutiny reviews either in the full Committee or through Task Groups.
- Receive and examine information and monitor the performance of service areas and participate in reviews as appropriate.
- Hold Executive Members and Senior Officers to account.
- Take part in training and development programmes.

Overview and Scrutiny Committee Members 2022/23

Member:	Member Position:
Councillor Ayesha Azad, <i>Conservative</i>	Chairman
Councillor James Sanderson, <i>Liberal Democrat</i>	Vice-Chairman
Councillor Hassan Akberali, <i>Independent</i>	Committee Member
Councillor Andy Caulfield, <i>Liberal Democrat</i>	Committee Member
Councillor Kevin Davis, <i>Conservative</i>	Committee Member
Councillor Peter Graves, <i>Liberal Democrat</i>	Committee Member
Councillor Colin Kemp, <i>Conservative</i>	Committee Member
Councillor Adam Kirby, <i>Liberal Democrat</i>	Committee Member
Councillor John Morley, <i>Liberal Democrat</i>	Committee Member
Councillor Mohammed Ilyas Raja, <i>Labour</i>	Committee Member

Carrying out a Scrutiny Review

Stage 1 – Topic Selection

Scrutiny topics are selected by the Overview and Scrutiny Committee. Items can come from a variety of sources including Members of the Council, members of the public or be referred to the Committee by the Executive or Council. Scrutiny Reviews will be undertaken by the Overview and Scrutiny Committee itself or in the majority of cases allocated to a Task Group.

Topic selection has been covered in detail in Section 2 of this guide.

Stage 2 – Scoping & Planning the Review

Before the Overview and Scrutiny Committee can agree the Scrutiny Review, a 'Scrutiny Review Topic Selection Form' must be completed and submitted to the Committee.

Comprehensive scoping and planning is essential in order to ensure that the Scrutiny review is as effective as possible – if a Review is too broad, it may not be possible to identify the necessary resources to complete the Review within the proposed timescale and the Review may lose its focus, leading to ineffective outcomes.

Once a Scrutiny Review topic has been agreed, it is likely that a Task Group will be established to undertake the Review (although this is not always necessary). The Committee will encourage interested Councillors to volunteer to sit on the Task Group and will seek to achieve a politically balanced group.

Before the Overview and Scrutiny Committee can formally agree the establishment of a Task Group, a 'Terms of Reference' form must be completed and submitted to the Committee for approval. [An example of this form can be found in Section 7 – Supporting Documents]

The Terms of Reference will consider-

- The purpose, rationale and objectives of the review
- Key issues and areas of focus
- Responsibilities of Councillors and Officers
- The risks involved in undertaking the review (and how they can be minimised)
- How the review will be undertaken
- Timescales

At the first meeting of the Task Group, the Members will -

- Elect a Chairman and appoint a Vice Chairman
- Determine dates for future meetings of the Group
- Establish a target date for completing the review and submitting a final report to the Overview and Scrutiny Committee

Task Groups are encouraged to consider innovative and imaginative ways of working. Examples of such working can include holding Task Group meetings at locations across the Borough, use of questionnaires and the staging of public meetings.

Stage 3 – Collecting Evidence

What information is going to be needed? Once the scope for the Review has been agreed, the Task Group will need to consider what information is required to fulfil the objectives of the Review.

When the information requirements have been identified, the Task Group will need to identify where and how the information can be gained, with consideration given to -

- Undertaking site visits
- Calling on expert witnesses Council and external sources
- Hearing evidence from community and voluntary groups, the public and business sector, and consulting service user groups and local interest groups.
- Commissioning research & researching best practice through local government organisations e.g. www.idea.gov.uk, www.lga.gov.uk
- Joint working with other authorities and organisations
- Officer reports and presentations

Stage 4 – Considering the Evidence

When the evidence has been collected, the Task Group will need to meet to consider and analyse the findings. It is important that both the findings and the recommendations are drawn out of the evidence and are adequately supported by it.

Stage 5 – Report

A draft report based on the Task Groups' finding and recommendations will be prepared by the Chairman of the Task Group and the appointed Lead Officer.

Recommendations should:

- Be based on clear evidence
- Address identified need
- Link to Council priorities
- Demonstrate tangible benefits
- Take account of resources

The final report and any recommendations from the Task Group will be considered by the Overview and Scrutiny Committee before being recommended to the Executive. Any changes to the Council's policies will then need to be dealt with by way of a recommendation to Council.

In the event of there being dissent from the recommendations, a minority report will also be allowed to be forwarded to the Executive, Council or Partner Organisation, proposing an alternative course of action.

Stage 6 – Feedback and Monitoring

Following the reporting process, it is important that feedback is given to contributors to the Review and stakeholders concerned about the outcome. The feedback should make it clear what actions are proposed as a result of the Review.

The Overview and Scrutiny Committee will need to make suitable arrangements to monitor the implementation of the recommendations adopted, and request progress reports from officers and Portfolio Holders.

Officers

The Overview and Scrutiny Committee is supported by a Democratic Services Officer and Lead Officers throughout the Council.

Democratic Services Officer

The Democratic Services Officer will act as a contact, advisor and support for the Overview and Scrutiny Committee to co-ordinate the work of the Councillors and Officers supporting the Task Groups. This Officer does not always necessarily participate in the work of the Task Groups, but does aid and assist Members with any necessary arrangements and application of Overview and Scrutiny. The Officer will also act as a link between the Task Group and the Council's Committee process.

The Democratic Services Officer will also assist in:

- the arrangement and organisation of Task Group meetings;
- the development of terms of reference;
- the arrangement of site visits, workshops, etc and the attendance of witnesses;
- use of the Internet/Intranet;
- applying the Tool Kit for Successful Scrutiny.

Lead Officer

Each Scrutiny Review will have a Lead Officer appointed, who will be best placed to advise and inform. The Lead Officer will be involved for the duration of the Review and will assist the Task Group in its consideration of the evidence collected and the production of the final report. The Officer will assist in scoping the Review, establishing clear aims and objectives and ensuring that the right information and participants are available.

Responsibilities of the Lead Officer include:

- working with the Task Group to establish a plan to define the objectives, timetable and methodology;
- keeping the work of the Task Group under review in light of any additional issues or changes in timescale identified by the Task Group;

- assisting in assimilating information and data and present any findings or conclusions arising from the Review in an appropriate format;
- assisting in communications, including progress reports to the Overview and Scrutiny Committee and consultation with stakeholders; and
- assisting in the preparation of the final recommendations and Committee report.

Additional Officers may be called upon by the Task Group for specific technical information, either written and/or verbal. Legal Services will provide procedural, legislative and constitutional advice.



Call-In Procedure

One of the main responsibilities of the Overview and Scrutiny Committee is to hold the Executive to account. They can do this by Calling-In a decision of the Executive and preventing the decision from being implemented until it has been fully discussed by the Overview and Scrutiny Committee.

Although the Overview and Scrutiny Committee cannot change the decision, it can refer the matter back to the decision taker to ask for the decision to be reviewed or to consider an alternative course of action.

The Call-In procedure does not apply where the decision being taken by the Executive is urgent. A decision will be urgent if any delay likely to be caused by the call-in process would be seriously prejudicial to the Council's or public interest.

Once a decision has been made by the Executive, Councillors have five working days to Call-In a decision. If the decision is called-in, it cannot be implemented until it has been referred to the Overview and Scrutiny Committee for advice.

The called-in decision must be considered by the Committee within five working days of the decision to call it in.

The decision will be referred to the first available meeting of the Overview and Scrutiny Committee if within timescales, or a special meeting of the Committee will be arranged. The Committee then has three options:

- To offer no advice, in which case the decision may be implemented immediately.
- To make a recommendation, in which case the matter must be referred to the Executive in order for a decision to be made upon it.
- To make a recommendation to Council (bypassing the Executive).

The Executive or Council is not bound to accept any recommendation to it and will have sole discretion on any further action to be taken.

Where the Scrutiny Committee does decide to make a recommendation this must be clearly documented in the minutes.

Occasionally, matters subject to call-in will be confidential or exempt and the press and public may be required to leave the room for the whole or part of the proceedings in such circumstances.

The detailed procedure for 'Call-In' can be found in the Overview and Scrutiny Procedure Rules in the Constitution.

5. Councillor Call for Action (CCfA)

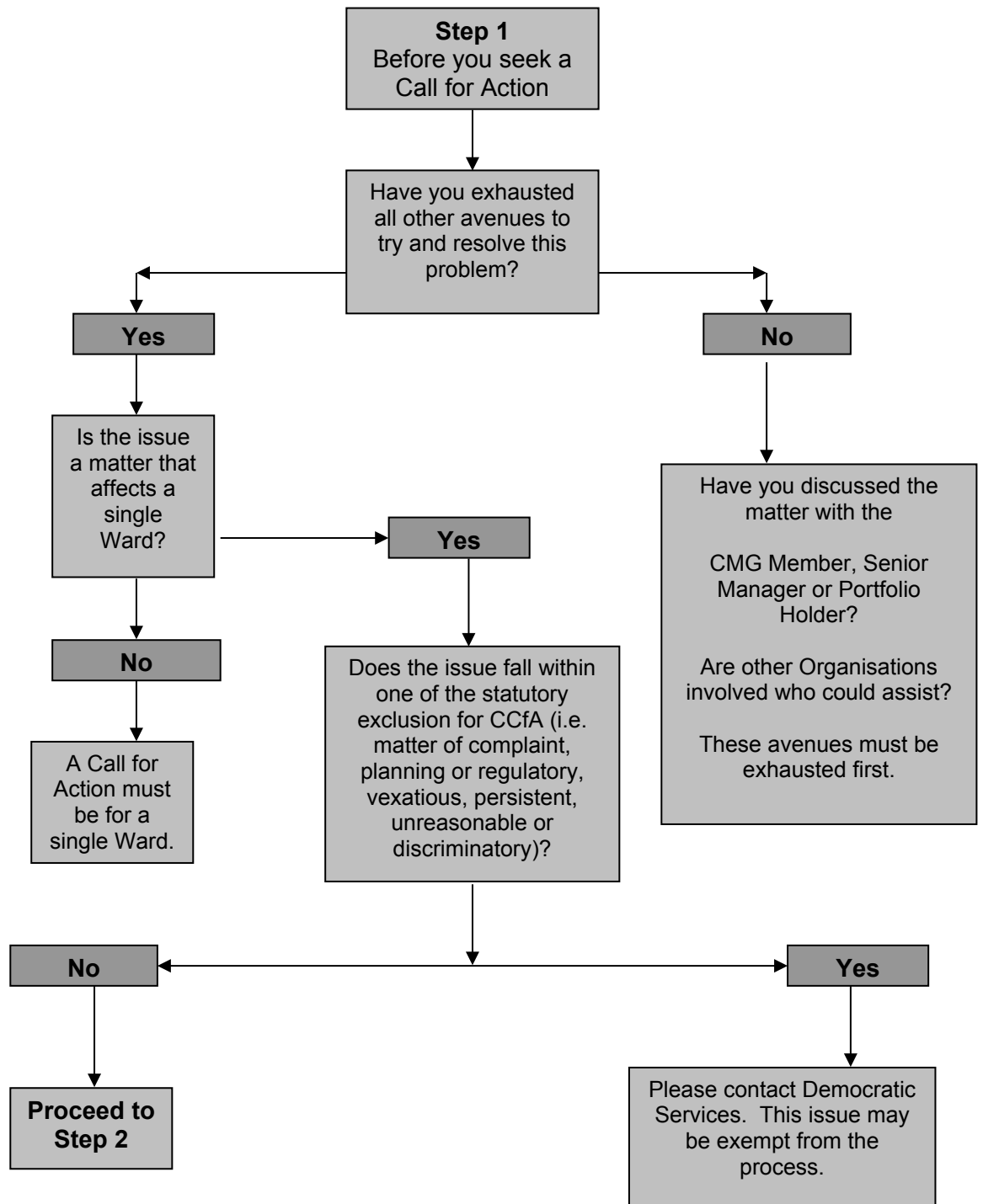
The Councillor Call for Action (CCfA) provides Members with the opportunity to ask for discussions at the Overview and Scrutiny Committee on issues where local problems have arisen and where all other methods of resolution have been exhausted.

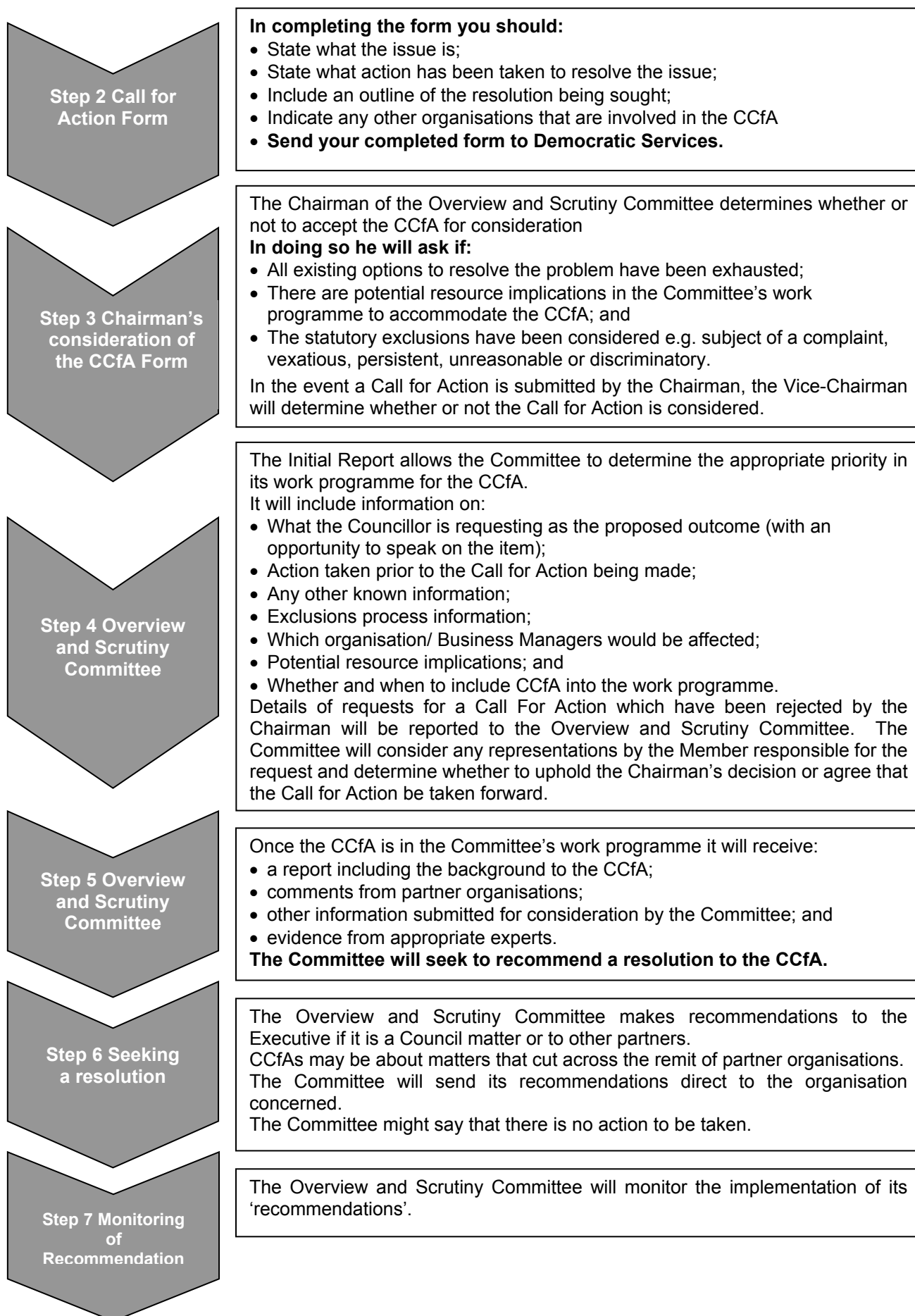
CCfA was introduced as part of wider changes introduced to provide Overview and Scrutiny with greater powers to work more closely with partners across organisational boundaries. It enables Councillors, as the democratic representatives of their communities, to raise issues that it has not been possible to resolve by other means.

The power is limited to issues affecting single wards and any Councillor can make a CCfA irrespective of their existing role on the Council. It can be about any issue of the Councillor's choice, regardless of which organisation is responsible, subject to statutory exceptions (for example if the matter is the subject of an existing complaint or is vexatious in nature).

A flow diagram detailing the preparation of a CCfA is shown on the next page and a copy of the CCfA Request Form is included in Section 7 – Supporting Documents.

The procedure for CCFA can be found in the Overview and Scrutiny Procedure Rules in the Constitution.





6. Public Participation

Public participation is an important part of the scrutiny process and there are a number of ways members of the public can get involved and keep updated.

- Suggesting topics for scrutiny via the e-form on our website
- Attending Committee meetings
- Submitting written evidence or appearing as a witness when invited to do so
- Committee agendas, reports & minutes

The Overview and Scrutiny Committee may request a range of individuals to give evidence and answer questions on a particular topic. These can include:

- Executive Members
- Senior Officers
- Members of the Public
- Outside organisations / Service Providers
- Experts

Most of the discussions in Overview and Scrutiny Committee meetings will take place in public and the press are also invited to attend. Task Groups are usually not held in public, although their final report to the Committee will most likely be a public document.

Witnesses/Expert attendance at the meeting

Witnesses and experts have a key role to play in helping the Overview and Scrutiny Committee and Task Groups to fulfil their objectives. Examples of experts and witnesses may include Members of the Executive, Portfolio Holders, Union representatives, external partners, local businesses and voluntary sector groups.

Prior to the meeting

The Chairman or Democratic Services Officer will:

- Inform the witness of the time place and date of the meeting
- Inform the witness of the issue the Committee would like to question them about
- Inform the witness of any written information or documentation that the Committee may require
- Provide the witness with copies of the agenda and relevant reports
- Answer any questions the witness may have

At the meeting

Overview and Scrutiny meetings are normally held in public and there will often be members of the press and public in attendance. There will also be Committee Members, Officers and possibly other Councillors and witnesses. The Democratic Services Officer will have contacted the witness/expert before the meeting to make arrangements to meet them and explain the format of the meeting. The Chairman will also introduce her/himself.

The witness/expert may have been asked to provide the Committee with a presentation. The Members of the Committee will then ask the witness/expert questions in an orderly and respectful manner. Witnesses & experts should take their time to answer the questions clearly, if they are unsure of an answer or do not understand a question, they are encouraged to say so.

Guidance for Witnesses & Experts and Questioning Techniques can be found in Section 7 – Supporting Documents.

After the meeting

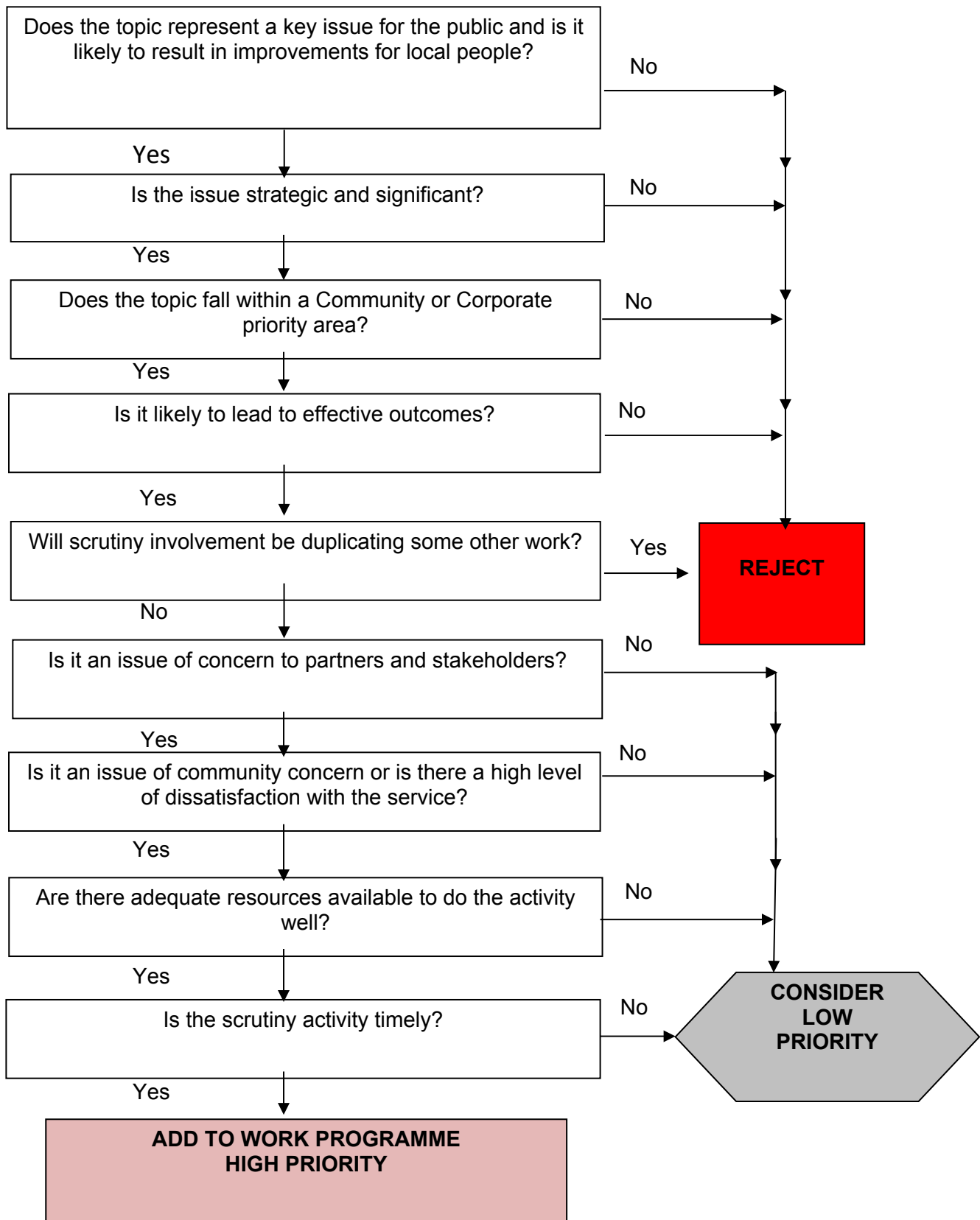
It is good practice for the Chairman of the Overview and Scrutiny Committee to write to the expert/witness to thank them for their attendance and to also inform them of the outcome following the Committee's investigation.

The following supporting documents are attached as appendices:

- Work Programme Development - Overview and Scrutiny Topic Selection Flowchart
- Scrutiny Review Task Group Terms of Reference
- Scrutiny Review Topic Selection Form
- CCfA Form
- Guidance for Witnesses and Experts
- Questioning Techniques

If you have any questions about Overview and Scrutiny or the application of this Toolkit, please contact the Democratic Services Team.

Work Programme Development - Overview & Scrutiny Topic Selection Flowchart



Scrutiny Review Task Group

Terms of Reference



PROPOSED NAME OF TASK GROUP	
------------------------------------	--

SECTION ONE – THE SCRUTINY REVIEW

Scrutiny Review Topic:

Topic Raised by:	
------------------	--

Date Raised:	
--------------	--

Purpose of Review:
<i>What is the purpose of the Task Group? What will the Group scrutinise?</i>

Rationale of Review:
<i>Why does the review need to be undertaken?</i>

SECTION TWO - THE TASK GROUP

Membership Of Task Group:
<i>Who will make up the Group i.e. Elected Members from the different parties, Portfolio Holders, Officers, Witnesses etc.?</i>

SECTION THREE - THE SCRUTINY REVIEW PROCESS

Methodology/Approach

How will the Task Group undertake the review? Meetings, questionnaires, engagement etc

Sources of Information/Evidence:

Where will the Group gather information from? Council officers, Local Groups, reports etc

Consultation Exercises:

Will you carry out any consultation exercises?

Witness/Expert Participation:

Will you involve any witnesses/ experts? Who?

Site Visits:

Will the Task Group carry out any site visits? Where? Why?

Resource Requirements:

What Officer support will be required? Funding? etc

Risk Analysis:

Cost implications, unrealistic expectations, timescales etc

SECTION 4 - SCRUTINY REVIEW COMPLETION

Reporting Process:

How will the Group report back to the Overview & Scrutiny Committee? Presentation, written report?

Monitoring of Outcomes:

Regular reports to be submitted to the Overview & Scrutiny Committee? Members of the Task Group to monitor any recommendation & report back to the Committee?

Anticipated Completion Date:

Draft Report Deadline:

Meeting Frequency:

Dates of Meetings:

These will be identified by Member Services in consultation with the Task Group members.

Further Information:

Please ensure you complete this form in full with as much detail as possible

SCRUTINY REVIEW TOPIC SELECTION



SECTION ONE – THE SCRUTINY REVIEW

Scrutiny Review Topic:

Topic Raised by:

Date Raised:

SECTION TWO – SELECTION CRITERIA

Selection Criteria:

Scrutiny Review likely to result in improvements for local people.

☐

Topic falls within a Community/Corporate priority.

☐

Topic represents a key issue for the public.

☐

Service proposed is performing poorly.

☐

High level of dissatisfaction with the service.

☐

Rejection Criteria:

Topic already being addressed.

☐

Matter is subjudice or prejudicial to the Council's interests.

☐

Specific case falls within the Council's complaints procedure.

☐

Topic involves individual disciplinary or grievance matter.

☐

Proposed topic is unlikely to result in improvements for local people.

☐

SECTION THREE – RATIONALE FOR SELECTION

Rationale
Why should the Review be undertaken?
How would the topic link to the Council's key aims and priorities?
What benefits could result from the Scrutiny Review?

SECTION FOUR – PRIORITISATION

Importance
Strong evidence linking topic to the Council's key aims and priorities. <input type="checkbox"/>
Good evidence linking topic to the Council's key aims and priorities. <input type="checkbox"/>
Good evidence linking topic to the Council's key aims but not to current priorities. <input type="checkbox"/>
Some evidence that topic is indirectly related to the Council's key aims/priorities. <input type="checkbox"/>
No evidence that topic is related to the Council's key aims/priorities. <input type="checkbox"/>

Impact
Substantial benefits community wide or for a significant proportion or section of the Community. <input type="checkbox"/>
Moderate benefits for two or more client groups or substantial benefits for only one client group. <input type="checkbox"/>
Minor benefits for two or more client groups or moderate benefits for one client group. <input type="checkbox"/>
Minor benefits for only one client group. <input type="checkbox"/>
No benefits likely to result. <input type="checkbox"/>

SECTION FIVE – CONCLUSIONS

Topic Selection

Select		Reject		Reserve List	
--------	--	--------	--	--------------	--

Refer Topic to:

Scrutiny Review Task Group		Overview & Scrutiny Committee	
----------------------------	--	-------------------------------	--

Other	
-------	--

Date Topic Considered:	
------------------------	--

Further Information:

Please ensure you complete this form in full with as much detail as possible

COUNCILLOR CALL FOR ACTION

REQUEST FORM



This form should be used by any Councillor at Woking Borough Council who would like the Overview and Scrutiny Committee to consider a Call for Action in their ward.

Subject of the Councillor Call for Action:

Would you like the opportunity to speak to the Overview and Scrutiny Committee? Yes: ☐ No: ☐

Have you approached the Overview and Scrutiny Committee on the same issue in the past six months? Yes: ☐ No: ☐

Why you think the issue should be looked at by the Overview and Scrutiny Committee:

Please give a brief synopsis of what the main areas of concern are:

What evidence do you have in support of your Call For Action:

Which areas or Community Groups are affected by the Call for Action:

Have you exhausted all avenues to resolve the issue? Yes: ☐ No: ☐

What action have you taken to resolve the issue:

Are there any deadlines associated with the Call for Action of which the Overview and Scrutiny Committee needs to be aware:

What outcomes would you hope for in making this Call for Action:

Is the Call for Action currently the subject of legal action by any party (to your knowledge) or is being examined by a formal Complaints' process?:

Yes: ☐ **No:** ☐

Councillor (print):

Signature:

Ward:

Date Submitted:

For Office Use Only:

Received by:

Received on:

Guidance for Witnesses/Experts

The Scrutiny Process

The Overview and Scrutiny Committee may identify topics for scrutiny and undertake a review of a service or function of the Council or an item of public concern with a view to identifying an Improvement Plan to bring about improvements.

Scrutiny provides the opportunity for elected Councillors to examine the various functions of the Council, to ask questions on how decisions have been made, to consider whether service improvements can be put in place and make recommendations to this effect. Scrutiny also provides the opportunity for Councillors to champion issues of local concern to residents and to participate in the development of new policy.

In order to ensure the Review is comprehensive and the improvements realistic, often a Task Group is established to oversee the process. As part of the evidence gathering exercise, witnesses or experts may be requested to attend a meeting of the Committee or Task Group to provide information for the Review.

The Committee

The Committee will hold formal meetings, the time and venue for these meetings will be set the previous year. These will usually take place in the evening at 7pm in the Council Chamber at the Civic Offices.

The Committee is made up of 13 Councillors, although anyone can attend this meeting including other Councillors, Officers and members of the public.

The Task Group

The Task Group will hold informal meetings at times and venues suitable for those attending and the subject of the Review. For example, a Task Group reviewing the H G Wells Conference and Events Centre may therefore choose to hold its meetings at the H G Wells Centre rather than the Civic Offices.

The Task Group itself will comprise of between two and six Councillors together with supporting officers. An external representative may also sit on the Task Group. Notes of the meeting will be taken and a copy provided at a later date.

Attending the Meeting

You will be given advance notice of the date of the meeting and will be sent a copy of the agenda, together with any background and supporting documents, at least one week before the meeting. An indication of the type of questions likely to be put to you can also be sent to allow you to prepare your responses. Should you be unable to attend a meeting, the Committee/Task Group may request a written response from you on certain points. An indication of the timeframe for such responses will be given.

Upon arrival at the venue for the meeting, you will normally be met by an Officer or member of the Committee/Task Group. He or she will make contact with you prior

to the meeting to confirm the arrangements and where possible give you an indication of when your evidence is likely to be heard and explain the format for the meeting. If you have any particular anxieties or questions then you should not hesitate to raise these. Those present at the meeting, including the Chairman, will introduce themselves at the start of the meeting. All those present will have copies of the papers circulated in advance of the meeting.

Giving Evidence

Members of the Committee/Task Group will ask you questions in an orderly and respectful manner as directed by the Chairman of the meeting.

Remember:

- Take your time and speak slowly and clearly.
- Ask for questions to be repeated if you do not understand or cannot hear.
- If you are not sure of the answer then say so.
- You may ask questions of the Task Group for clarification or background information.

Questioning Techniques

Witnesses are often the most valuable sources of information that Councillors rely upon, when undertaking a review. Good questioning will ensure that Councillors make the best use of witnesses, whose time may be limited.

Witnesses attend reviews to impart their knowledge in their area of expertise. It is then for Councillors to debate the evidence gathered from all sources in formulating a view. Witness would not be expected to enter into arguments about the merits of what they have said.

Below is a selection of examples of questioning techniques:

Open and Closed Questions

A closed question usually receives a single word or very short, factual answer. For example: “Are you thirsty?” The answer is “Yes” or “No”, “Where do you live?” The answer is generally the name of your town or your address.

Open questions elicit longer answers. They usually begin with what, why, how. An open question asks the respondent for his or her knowledge, opinion or feelings.

“Tell me” and “describe” can also be used in the same way as open questions. Here are some examples:

- What happened at the meeting?
- Why did he react that way?
- Describe the circumstances in more detail.

Open questions are good for:

- Developing an open conversation: “What did you get up to on holiday?”
- Finding out more detail: “What else do we need to do to make this a success?”
- Finding out the other person’s opinion or issues: “What do you think about those changes?”

Closed questions are good for:

- Testing your understanding, or the other person’s: “So, if I get this qualification, I will get a raise?”
- Concluding a discussion or making a decision: “Now we know the facts, are we all agreed this is the right course of action?”
- A misplaced closed question, on the other hand, can kill the conversation and lead to awkward silences, so are best avoided when a conversation is in full flow.

Double-Headed or Multiple Questions

These are questions which ask more than one question at a time and should be avoided as they can lead to confusion. Whilst both elements of the question may be valid, it would be more effective to ask each one separately.

Funnel Questions

This technique involves starting with general questions, and then homing in on a point in each answer, and asking more and more detail at each level. It is often used by detectives taking a statement from a witness:

- *“How many people were involved in the fight?”*
- *“About ten.”*
- *“Were they children or adults?”*
- *“Mostly children.”*
- *“What sort of ages were they?”*
- *“About 14 or 15.”*
- *“Were any of them wearing anything distinctive?”*
- *“Yes, several of them had red baseball caps on.”*
- *“Can you remember if there was a logo on any of the caps?”*
- *“Now you come to mention it, yes, I remember seeing a big letter N”*

Using this technique, the detective has helped the witness re-live the scene and gradually focus on a useful detail. It is unlikely he would have got this information if he is simply asked an open question such as “Are there any details you can give me about what you saw?”

Tip: When using funnel questioning, start with closed questions. As you progress through the funnel, start using more open questions.

Funnel questions are good for:

- Finding out more detail about a specific point: “Tell me more about Option 2.”
- Gaining the interest or increasing the confidence of the person you’re speaking with: “Have you used the IT Helpdesk?” “Did they solve your problem?” “What was the attitude of the person who took your call?”

Probing Questions

Asking probing questions is another strategy for finding out more detail. Sometimes it is as simple as asking your respondent for an example, to help you understand a statement they have made. At other times, you need additional information for

clarification, “When do you need this report by, and do you want to see a draft before I give you my final version?”, or to investigate whether there is proof for what has been said, “How do you know that the new database can’t be used by the sales force?”

An effective way of probing is to use the “5 whys” method, which can help you quickly get to the root of a problem.

Tip: Use questions that include the word “exactly” to probe further: “What exactly do you mean by fast-track?”, “Who, exactly, wanted this report?”

Probing questions are good for:

- Gaining clarification to ensure you have the whole story and that you understand it thoroughly; and
- Drawing information out of people who are trying to avoid telling you something

Leading Questions

Leading questions try to lead the respondent to your way of thinking. They can do this in several ways:

- With an assumption: “How late do you think that the project will deliver?” This assumes that the project will certainly not be completed on time.
- By adding a personal appeal to agree at the end: “Lori’s very efficient, don’t you think?” or “Option 2 is better, isn’t it?”
- Phrasing the question so that the “easiest” response is “yes” (our natural tendency to prefer to say “yes” than “no” plays an important part in the phrasing of referendum questions): “Shall we all approve Option 2?” is more likely to get a positive response than “Do you want to approve option 2 or not?” A good way of doing this is to make it personal. For example, “Would you like me to go ahead with Option 2?” rather than “Shall I choose Option 2?”
- Giving people a choice between two options, both of which you would be happy with, rather than the choice of one option or not doing anything at all. Strictly speaking, the choice of “neither” is still available when you ask “Which would you prefer of A or B”, but most people will be caught up in deciding between your two preferences. Note that leading questions tend to be closed.

Leading questions are good for:

- Getting the answer you want but leaving the other person feeling that they have had a choice
- Closing a sale: “If that answers all of your questions, shall we agree a price?”

Tip: Use leading questions with care. If you use them in a self-serving way or one that harms the interests of the other person, then they can, quite rightly, be seen as manipulative and dishonest.

Rhetorical Questions

Rhetorical questions aren't really questions at all, in that they don't expect an answer. They are really just statements phrased in question form: "Isn't John's design work so creative?"

People use rhetorical questions because they are engaging for the listener - as they are drawn into agreeing ("Yes it is and I like working with such a creative colleague") - rather than feeling that they are being "told" something like "John is a very creative designer". (To which they may answer "So what?")

Tip: *Rhetorical questions are even more powerful if you use a string of them. "Isn't that a great display? Don't you love the way the text picks up the colours in the photographs? Doesn't it use space really well? Wouldn't you love to have a display like that for our products?"*

Rhetorical questions are good for engaging the listener.

Using Questioning Techniques

You have probably used all of these questioning techniques before in your everyday life, at work and at home. By consciously applying the appropriate kind of questioning, you can gain the information, response or outcome that you want even more effectively.

Questions are a powerful way of:

- Learning: Ask open and closed questions, and use probing questioning.
- Relationship building: People generally respond positively if you ask about what they do or enquire about their opinions. If you do this in an affirmative way "Tell me what you like best about working here", you will help to build and maintain an open dialogue.
- Managing and coaching: Here, rhetorical and leading questions are useful too. They can help get people to reflect and to commit to courses of action that you've suggested: "Wouldn't it be great to gain some further qualifications?"
- Avoiding misunderstandings: Use probing questions to seek clarification, particularly when the consequences are significant. And to make sure you avoid jumping to conclusions, the "Ladder of Inference" tool can help too.
- Diffusing a heated situation: You can calm an angry customer or colleague by using funnel questions to get them to go into more detail about their grievance. This will not only distract them from their emotions, but will often help you to identify a small practical thing that you can do, which is often enough to make them feel that they have "won" something, and no longer need to be angry.
- Persuading people: No one likes to be lectured, but asking a series of open questions will help others to embrace the reasons behind your point of view. "What do you think about bringing the sales force in for half a day to have their laptops upgraded?"